

upool

O'Reilly
AUTO PARTS



HeadStart – Training Program

Staying Connected

Building Awareness

Developing Knowledge





HeadStart – Strong Foundations

1 **Fillers, Putties & Glazes**

2 **Primers & Clears**

3 **RAPTOR Part I**

4 **RAPTOR Part II**

5 **Premium Aerosols Part I**

6 **Custom Cans**





HeadStart – Process Development

7 RAPTOR: Alternative Uses

8 Specialty Fillers: Fiberglass Fillers

9 Specialty Fillers: Plastic Repair


10 Premium Aerosols Part II

11 Smart Repair

12 Fast: Fill & Prime



Module 10: Premium Aerosols II



Fillers



Clears and Primers



RAPTOR



Aerosols

Custom Cans



Premium Aerosol Range Review



EPA Rule 40 CFR Part 63 Subpart HHHHHH (6H)



Requirement:

Non-Refillable Aerosol Spray Cans
for compliant use outside the booth

U-POL Premium Aerosol II Product Focus



Why U-POL Premium Aerosols?

- Proven results for 67 years
- 12 part numbers covering 25 sku's
- High performance multi-function resins
- Outperforms industry competitors
- Broad aerosol range
- Combines value and performance
- Highly profitable

Premium Aerosol Review of Module 5



5 Key Aerosols in Collision Damage Repair Products Used Every Day in Every Shop



Premium Aerosol II Range Overview



Professional Aerosols - Prep and Prime Products



Premium Aerosol II Range Overview



Professional Aerosols - Protection and Topcoat



Premium Aerosol II

Advantages



U-POL competitive advantages

- Excellent corrosion resistance
- High adhesion for steel and galvanized
- Available in Copper or Zinc
- Same corrosion protection
- Copper = superior conductivity for cleaner, spatter free welds
- Compatible with M.I.G., T.I.G. and resistance welders
- Clog free nozzle – can't be understated.



Premium Aerosol II Advantages



U-POL competitive advantages

- Primer / W-O-W non-sanding sealer
- Perfect for in-booth use on rub thru areas prior to paint
- Multi-function resin directly bonds to flexible plastics, steel, aluminum and galvanized, no etch or adhesion promoter
- Very fast drying and easy to sand
- Directly topcoat with solvent or water
- Wide 4" fan



Premium Aerosol II Advantages



U-POL competitive advantages

- Anti-silicone degreaser
- Fast evaporating
- Leaves no residue
- Perfect for spot and localized repairs
- Does not attack existing paints
- For all automotive substrates or OEM paints
- Reduces / controls VOC emissions



Premium Aerosol II

Advantages



U-POL competitive advantages

- Dry Powder graphite guide coat
- Instantly dry
- No odor
- Does not clog paper when sanded
- Identifies pin holes in filler, high and low areas
- Wet or dry sanding compatible
- Does not wash off when wet sanded



Premium Aerosol II Advantages



U-POL competitive advantages

- Stone chip protector
- Sound dampener
- Can be used as texture coat
- Bonds directly to bare metal, sanded paint and prepared galv or aluminum
- High build formula hides welds and seams
- Paintable once fully dry
- 2 texture tips included



Premium Aerosol II

Advantages



U-POL competitive advantages

Restores original appearance


- Trim paint – 6 colors
- Enhanced resin, bonds directly to trim plastics, bare steel and alu.
- High pigment density, covers in one @ 75% overlap
- Wider fan and superior atomization
- “Jet Black” – truer black than industry competitors
- UV resistant
- In high gloss, satin, matte and metallic



Premium Aerosol II Advantages



U-POL competitive advantages



Premium Aerosol II

Advantages



U-POL competitive advantages

- Duplicates OEM e-coat look and gloss
- Proprietary Laminar resin has superior corrosion resistance.
- Passes 100 hr salt spray resistance test
- High pigment density + wide fan = one coat coverage @ 75% overlap
- Outperforms industry leader on every level
- No need to tie up the booth – use outside
- 5 most demanded OEM colors
- Following video covers typical E-12 application on a new replacement panel



Premium Aerosol II Advantages



U-POL competitive advantages



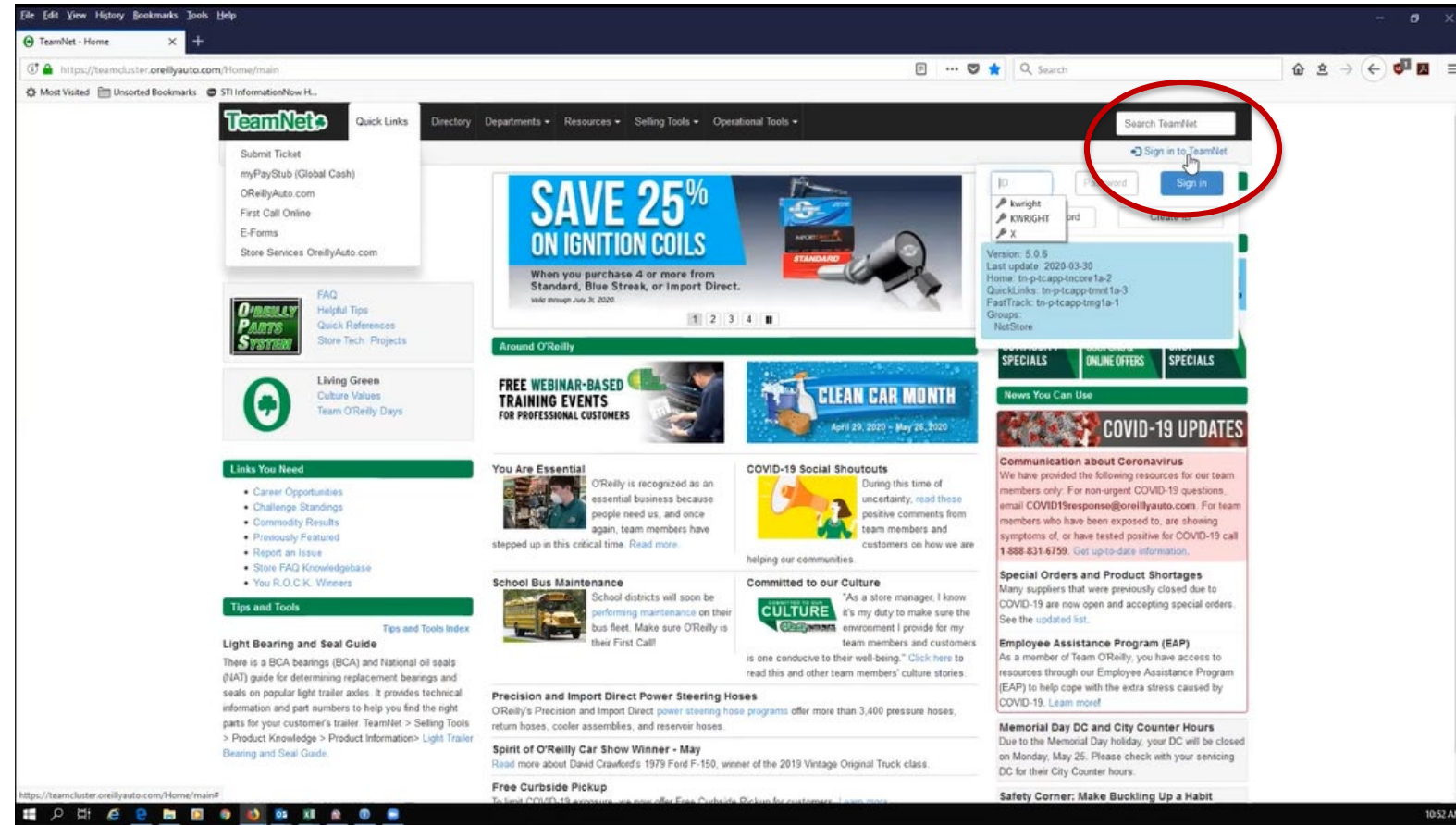
Premium Aerosol II Advantages



U-POL competitive advantages
4 month exposure

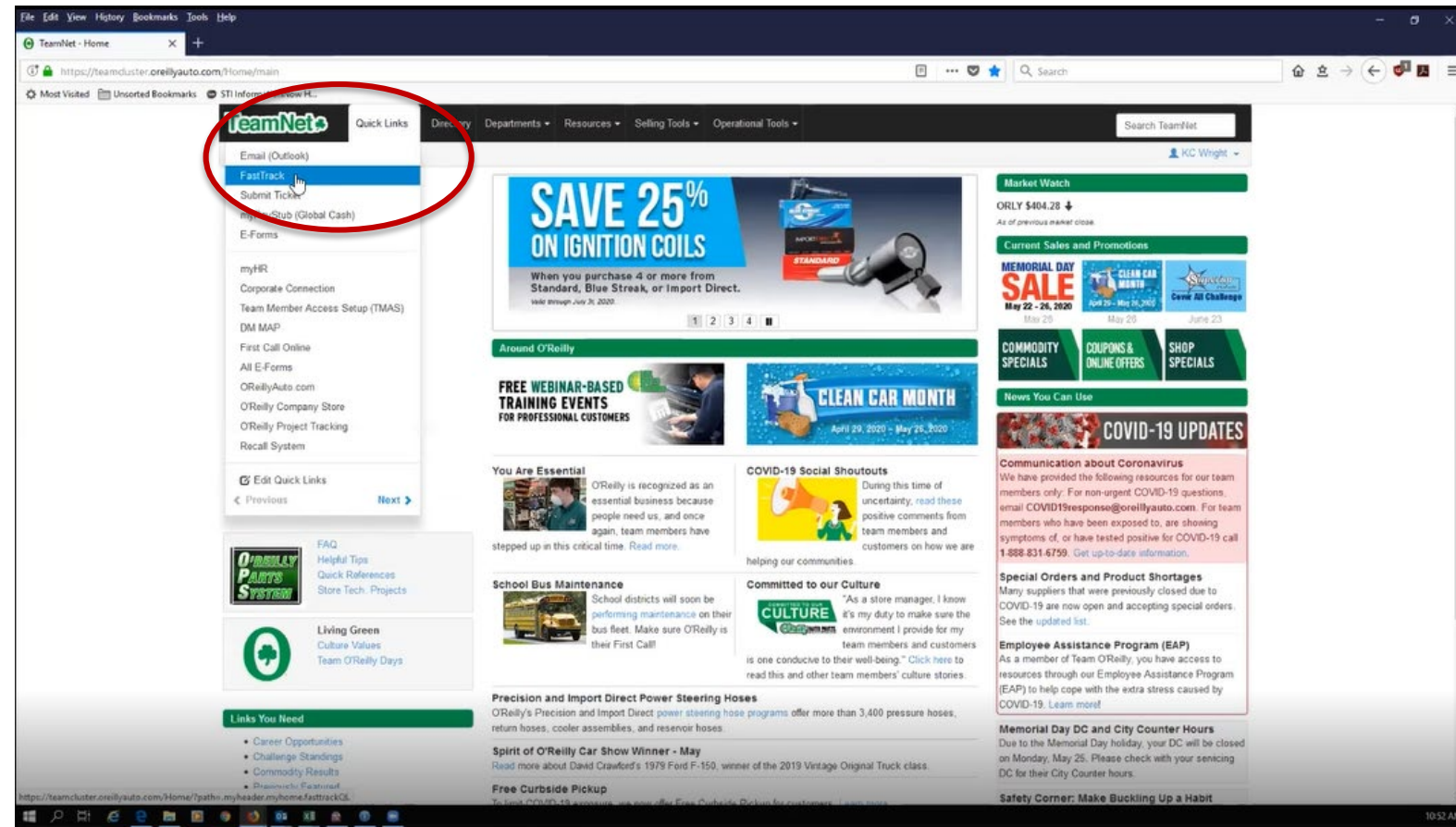


How to find training modules



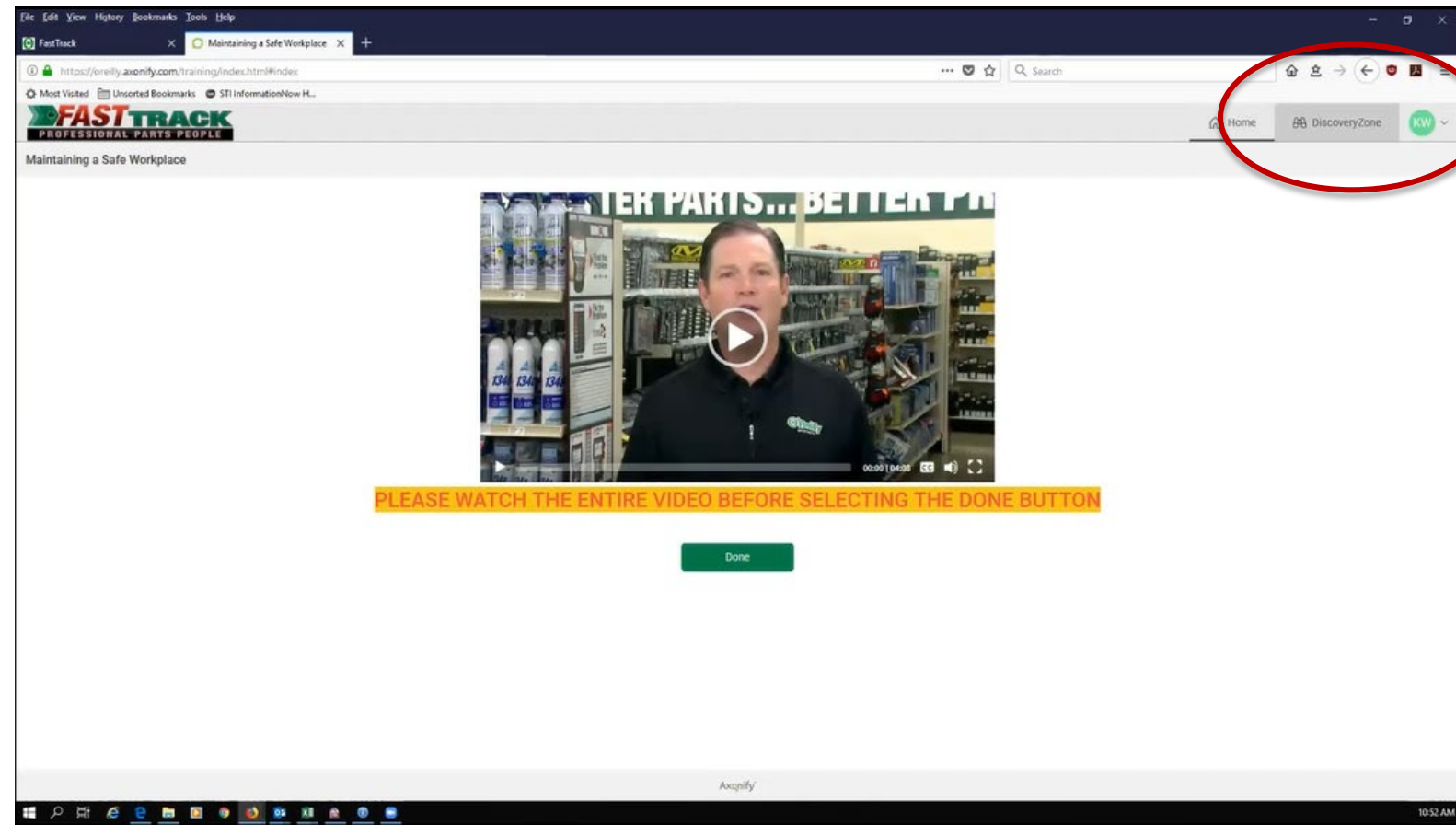
1. Sign in to TeamNet

How to find training modules



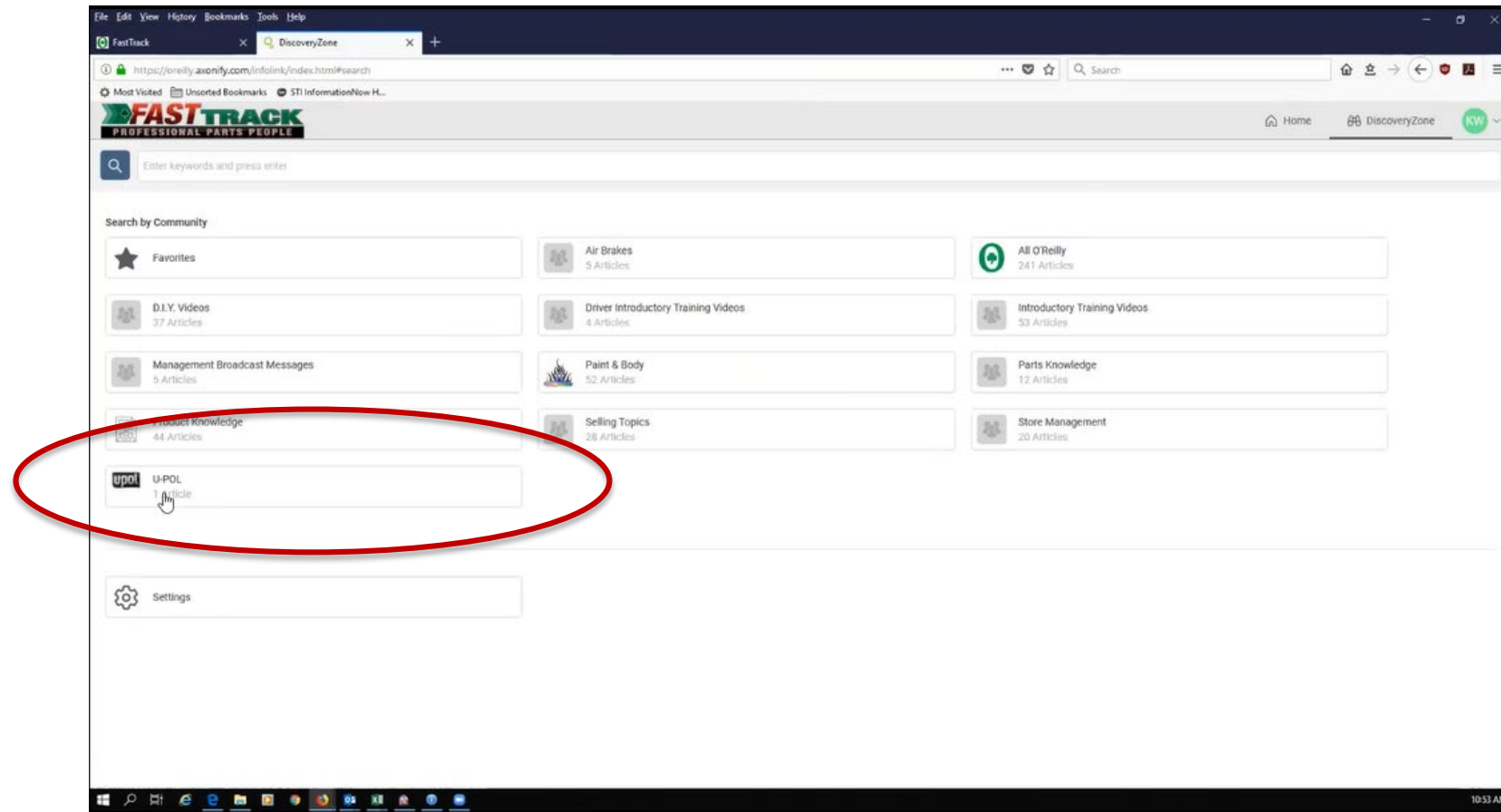
2. Select FastTrack under Quick Links

How to find training modules



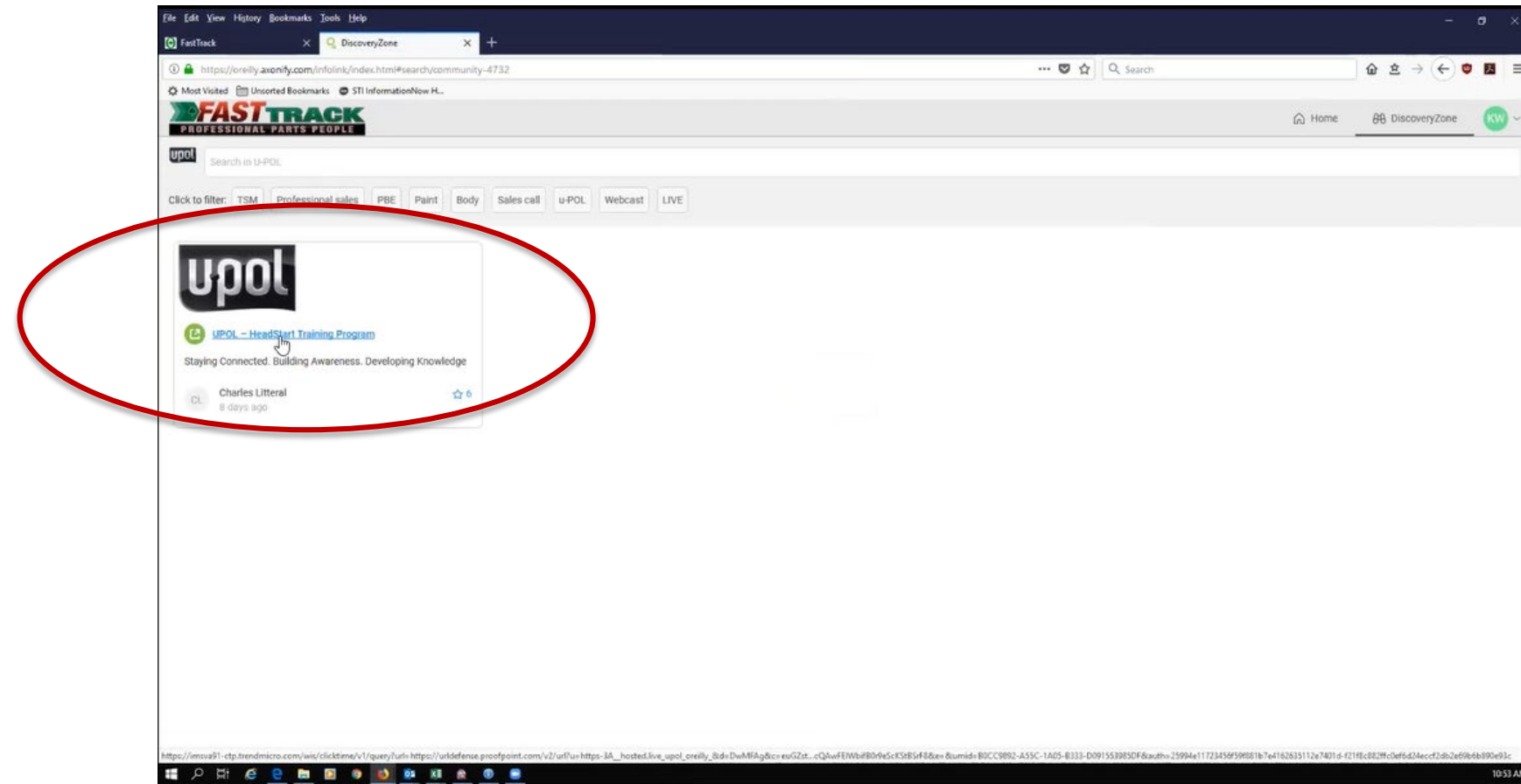
3. Select DiscoveryZone

How to find training modules



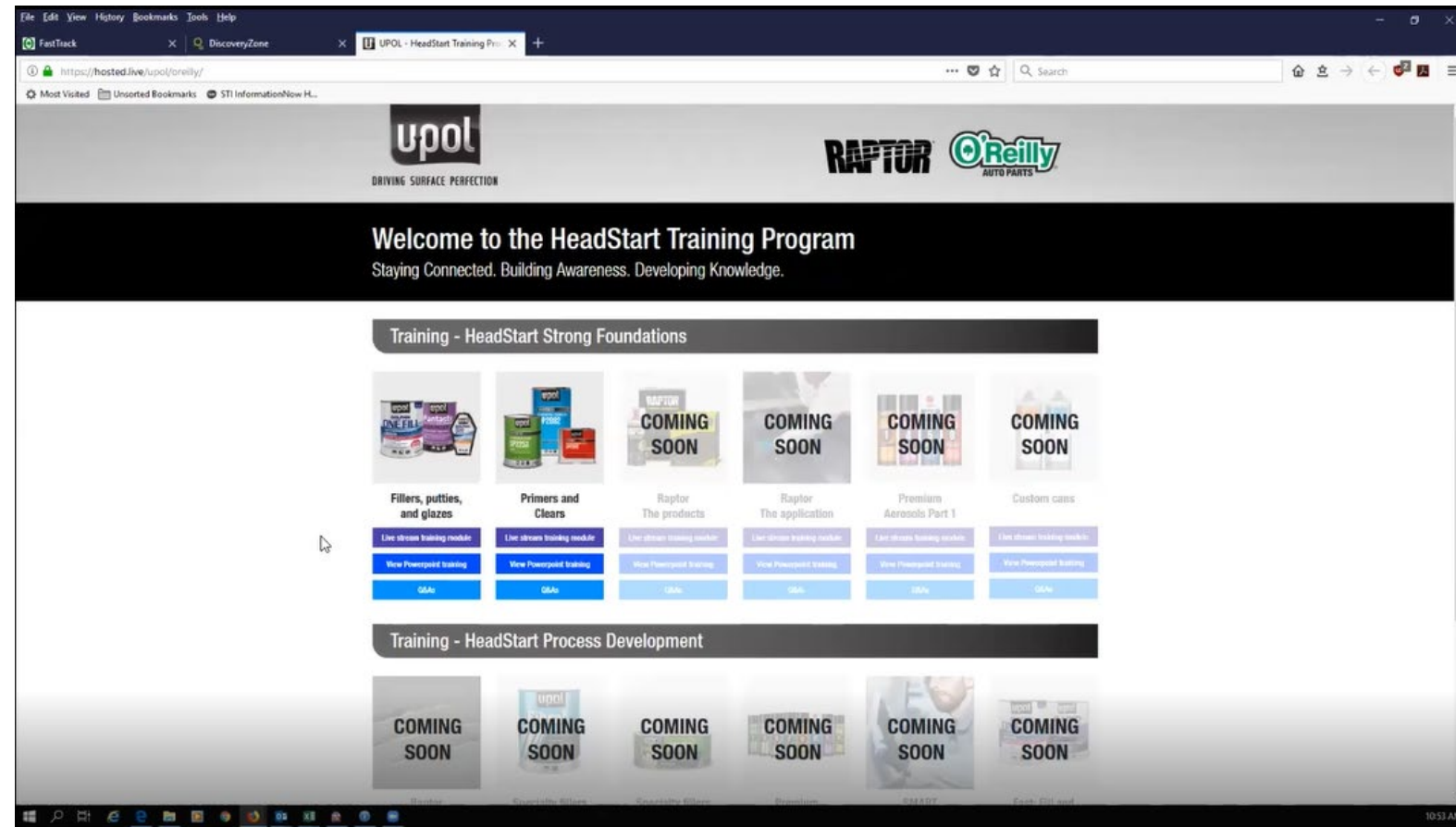
4. U-POL training can be found as an area in DiscoveryZone

How to find training modules



5. Leading to the HeadStart Training Program

How to find training modules



6. And onto the microsite with all training content available



HeadStart – Process Development

7 RAPTOR Alternative Uses

8 Specialty Fillers: Fiberglass Fillers

9 Specialty Fillers: Plastic Repair

10 Premium Aerosols Part II

11 Smart Repair

12 Fast: Fill & Prime

